








MOCK EXAMINATION 1

ENGLISH

Examination Preparation

C1

The Structure of the Examination

| | Subtest | Aim | Type of Test | Points | Time in Minutes |
|---------------------|---|---------------------------------|--|-----------|-----------------|
| Written Examination |  | 1 Reading | | | |
| | 1 | Reconstructing a text | 6 Matching items | 12 | 90 |
| | 2 | Selective reading | 6 Matching items | 12 | |
| | 3 | Reading for detail | 11 items (correct / incorrect / not mentioned in text) | 22 | |
| | | | 1 Reading for gist | 2 | |
| | | | <u>48</u> | | |
| |  | 2 Language Elements | | | |
| | 1 | Grammar and lexis | 22 multiple-choice items with 4 options | 22 | |
| | | | | <u>22</u> | |
| | Break | | | | 20 |
| Written Examination |  | 3 Listening | | | |
| | 1 | Listening for gist | 8 matching items | 8 | about 40 |
| | 2 | Listening for detail | 10 multiple-choice items with 3 options | 20 | |
| | 3 | Information transfer | 10 items taking notes | 20 | |
| | | | | <u>48</u> | |
| |  | 4 Writing | | | |
| | | Writing an argumentative text | 1 writing task out of a choice of two | 48 | 70 |
| | Preparation time | | | | 20 |
| Oral Examination |  | 5 Speaking | | | |
| | 1A | Presentation | Two (or three) candidates | 6 | 16 |
| | 1B | Summary and follow-up questions | | 4 | |
| | 2 | Discussion | 6 | | |
| | Points for Language competence | <u>32</u> | | | |
| | | | <u>48</u> | | |

Language Elements

Read the following text and decide which phrase a–o is missing in items 25–46: a, b, c or d?

Mark your answers for items 25–46 on Answer Sheet S30. O is an example

Things to consider when moving abroad

Romance, adventure or the lure of the unknown – whatever the inspiration, leaving your home country is 0 a huge undertaking and success could all depend 25 the planning you do beforehand. You've researched flights, organised 26 accommodation and perhaps even a job, but to guarantee a smoother transition there are a few additional things to 27 .



If money is something you're 28 , perhaps now is not the optimal time to move abroad. There are numerous 29 costs that arise from relocating. If you 30 , draw up a list. Take 31 visa expenses, travel costs, a deposit for an apartment and money for unexpected medical expenses. 32 is enough? Well, experts suggest 33 between 7 and 9 months of living expenses.

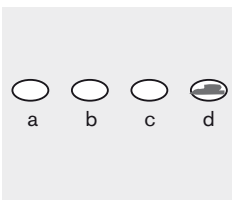
Be prepared for 34 paperwork: it's the one thing that makes an international move possible. Visas and work permits, bank details, wills and birth certificates, legal documents you never 35 will suddenly become of vital importance. For everything to run smoothly, 36 you have all the forms you need signed and copied. You will also need to consider 37 your current health insurance policy covers you or if a new one is required. This 38 research may take time, but it'll make the move from one country to the other 39 easier.

Life without your car and furniture might seem 40 , but what do you do with them when going abroad? Shipping and storage costs 41 be compared. Buying things at your destination is possibly cheaper than 42 transported. If you look for a fully furnished flat in the centre of your new city, you 43 the need for these items. This would simplify your move both logistically and financially.

Lastly, even if you have 44 opportunity to master more than a few words, familiarise yourself with 45 some greetings and key expressions of the local language before you go. It's something you'll never 46 , even if English is widely spoken. It helps break the ice and makes the whole process of settling in a lot more fun.

Example

- 0 a doubtfully
b doubtingly
c doubtless
d undoubtedly



- 25 a for
b from
c in
d on
- 26 a –
b a
c an
d any
- 27 a act out
b look for
c put on
d see to
- 28 a lacking
b losing
c minus
d short
- 29 a appropriate
b original
c similar
d unique
- 30 a didn't yet do
b don't already do this
c hadn't already done it
d haven't already done so
- 31 a allowance for
b in mind
c into account
d room for
- 32 a How many
b How much
c What
d Which
- 33 a have
b having
c to have
d you having
- 34 a countless
b endless
c heedless
d limitless
- 35 a gave much thought to
b had a thought of
c thought of doing
d thought through
- 36 a be sure of
b ensure
c for sure
d insure
- 37 a about
b that
c what
d whether
- 38 a beforehand
b former
c initial
d previous
- 39 a fairly
b quite
c pretty
d significantly
- 40 a imaginary
b imagined
c unimaginable
d unimaginative
- 41 a need
b shall
c should
d would
- 42 a having them
b having to get
c to have all
d to have had it
- 43 a may save
b should end
c will eliminate
d wouldn't have
- 44 a any
b less
c little
d some
- 45 a at best
b at last
c at least
d at most
- 46 a have regret
b regret doing
c regret to do
d regret to have done

| | |
|--|--|
| | |
|--|--|

| | | | | | | | | | | | | | | |
|--|--|--|--|--|--------------|---|--|--|--|--|--|--|--|--|
| <table border="1"><tr><td></td><td></td><td></td><td></td></tr></table> | | | | | -S10- | <table border="1"><tr><td></td><td></td><td></td><td></td><td></td><td></td><td></td><td></td></tr></table> | | | | | | | | |
| | | | | | | | | | | | | | | |
| | | | | | | | | | | | | | | |
| Testversion · Test Version · Versión del examen · Version d'examen · Versione d'esame · Sınav sürümü · Тестовая версия | | | | | | | | | | | | | | |

| | | | | | | | | | | | | | | | | | | | | | | | | | | | | | | | | | | | | |
|---|--|--|--|---|--|--|---|--|--|---|---------------------------------|---|---|--|--|---|---|--|---|---|--|---|--|--|---|--|--|---|--|--|---|--|--|---|--|--|
| <table border="1"><tr><td></td><td></td><td></td><td></td><td></td><td></td><td></td><td></td><td></td><td></td><td></td><td></td></tr></table> | | | | | | | | | | | | | | | | | | | | | | | | | | | | | | | | | | | | |
| | | | | | | | | | | | | | | | | | | | | | | | | | | | | | | | | | | | | |
| Familienname · Surname · Apellido · Nom · Cognome · Soyadı · Фамилия | | | | | | | | | | | | | | | | | | | | | | | | | | | | | | | | | | | | |
| <table border="1"><tr><td></td><td></td><td></td><td></td><td></td><td></td><td></td><td></td><td></td><td></td><td></td><td></td></tr></table> | | | | | | | | | | | | | | | | | | | | | | | | | | | | | | | | | | | | |
| | | | | | | | | | | | | | | | | | | | | | | | | | | | | | | | | | | | | |
| Vorname · First Name · Nombre · Prénom · Nome · Adı · Имя | | | | | | | | | | | | | | | | | | | | | | | | | | | | | | | | | | | | |
| <table border="1"><tr><td></td><td></td><td></td></tr></table> | | | | <table border="1"><tr><td></td><td></td></tr></table> | | | <table border="1"><tr><td></td><td></td></tr></table> | | | ▶ Beispiel: 23. April 1995 | ▶ Example: 23 April 1995 | <table border="1"><tr><td></td><td></td><td></td><td></td></tr></table> | | | | | <table border="1"><tr><td></td><td></td></tr></table> | | | <table border="1"><tr><td></td><td></td></tr></table> | | | | | | | | | | | | | | | | |
| | | | | | | | | | | | | | | | | | | | | | | | | | | | | | | | | | | | | |
| | | | | | | | | | | | | | | | | | | | | | | | | | | | | | | | | | | | | |
| | | | | | | | | | | | | | | | | | | | | | | | | | | | | | | | | | | | | |
| | | | | | | | | | | | | | | | | | | | | | | | | | | | | | | | | | | | | |
| | | | | | | | | | | | | | | | | | | | | | | | | | | | | | | | | | | | | |
| | | | | | | | | | | | | | | | | | | | | | | | | | | | | | | | | | | | | |
| Geburtsdatum · Date of Birth · Fecha de nacimiento · Date de naissance · Data di nascita · Doğum tarihi · День рождения | | | | | | | | | | | | | | | | | | | | | | | | | | | | | | | | | | | | |
| <table border="1"><tr><td></td><td></td><td></td><td></td><td></td><td></td><td></td><td></td><td></td><td></td><td></td><td></td></tr></table> | | | | | | | | | | | | | | | | | | | | | | | | | | | | | | | | | | | | |
| | | | | | | | | | | | | | | | | | | | | | | | | | | | | | | | | | | | | |
| Geburtsort · Place of Birth · Lugar de nacimiento · Lieu de naissance · Luogo di nascita · Doğum yeri · Место рождения | | | | | | | | | | | | | | | | | | | | | | | | | | | | | | | | | | | | |
| <table border="1"><tr><td></td><td></td><td></td></tr></table> | | | | <table border="1"><tr><td></td><td></td></tr></table> | | | <table border="1"><tr><td></td><td></td></tr></table> | | | <table border="1"><tr><td></td><td></td></tr></table> | | | <table border="1"><tr><td></td><td></td></tr></table> | | | <table border="1"><tr><td></td><td></td></tr></table> | | | <table border="1"><tr><td></td><td></td></tr></table> | | | <table border="1"><tr><td></td><td></td></tr></table> | | | <table border="1"><tr><td></td><td></td></tr></table> | | | <table border="1"><tr><td></td><td></td></tr></table> | | | <table border="1"><tr><td></td><td></td></tr></table> | | | <table border="1"><tr><td></td><td></td></tr></table> | | |
| | | | | | | | | | | | | | | | | | | | | | | | | | | | | | | | | | | | | |
| | | | | | | | | | | | | | | | | | | | | | | | | | | | | | | | | | | | | |
| | | | | | | | | | | | | | | | | | | | | | | | | | | | | | | | | | | | | |
| | | | | | | | | | | | | | | | | | | | | | | | | | | | | | | | | | | | | |
| | | | | | | | | | | | | | | | | | | | | | | | | | | | | | | | | | | | | |
| | | | | | | | | | | | | | | | | | | | | | | | | | | | | | | | | | | | | |
| | | | | | | | | | | | | | | | | | | | | | | | | | | | | | | | | | | | | |
| | | | | | | | | | | | | | | | | | | | | | | | | | | | | | | | | | | | | |
| | | | | | | | | | | | | | | | | | | | | | | | | | | | | | | | | | | | | |
| | | | | | | | | | | | | | | | | | | | | | | | | | | | | | | | | | | | | |
| | | | | | | | | | | | | | | | | | | | | | | | | | | | | | | | | | | | | |
| | | | | | | | | | | | | | | | | | | | | | | | | | | | | | | | | | | | | |
| Muttersprache · First Language · Lengua materna · Langue maternelle · Madrelingua · Anadili · Родной язык | | | | | | | | | | | | | | | | | | | | | | | | | | | | | | | | | | | | |
| <input type="checkbox"/> männlich · male · masculino · masculin · maschile · erkek · мужской | | | | | | | | | | | | | | | | | | | | | | | | | | | | | | | | | | | | |
| <input type="checkbox"/> weiblich · female · femenino · féminin · femminile · kadın · женский | | | | | | | | | | | | | | | | | | | | | | | | | | | | | | | | | | | | |
| Geschlecht · Sex · Sexo · Sexe · Sesso · Sexo · Пол | | | | | | | | | | | | | | | | | | | | | | | | | | | | | | | | | | | | |
| <table border="1"><tr><td></td><td></td><td></td><td></td><td></td><td></td><td></td><td></td><td></td><td></td><td></td><td></td></tr></table> | | | | | | | | | | | | | | | | | | | | | | | | | | | | | | | | | | | | |
| | | | | | | | | | | | | | | | | | | | | | | | | | | | | | | | | | | | | |
| Prüfungszentrum · Examination Centre · Centro examinador · Centre d'examen · Centro d'esame · Sınav merkezi · Экзаменационное учреждение | | | | | | | | | | | | | | | | | | | | | | | | | | | | | | | | | | | | |
| <table border="1"><tr><td></td><td></td><td></td></tr></table> | | | | <table border="1"><tr><td></td><td></td></tr></table> | | | <table border="1"><tr><td></td><td></td></tr></table> | | | ▶ Beispiel: 17. Juli 2016 | ▶ Example: 17 July 2016 | <table border="1"><tr><td></td><td></td><td></td><td></td></tr></table> | | | | | <table border="1"><tr><td></td><td></td></tr></table> | | | <table border="1"><tr><td></td><td></td></tr></table> | | | | | | | | | | | | | | | | |
| | | | | | | | | | | | | | | | | | | | | | | | | | | | | | | | | | | | | |
| | | | | | | | | | | | | | | | | | | | | | | | | | | | | | | | | | | | | |
| | | | | | | | | | | | | | | | | | | | | | | | | | | | | | | | | | | | | |
| | | | | | | | | | | | | | | | | | | | | | | | | | | | | | | | | | | | | |
| | | | | | | | | | | | | | | | | | | | | | | | | | | | | | | | | | | | | |
| | | | | | | | | | | | | | | | | | | | | | | | | | | | | | | | | | | | | |
| Prüfungsdatum · Date of Examination · Fecha del examen · Date d'examen · Data dell'esame · Sınav tarihi · Дата экзамена | | | | | | | | | | | | | | | | | | | | | | | | | | | | | | | | | | | | |

Background Information

telc English C1

Answer Sheet S30

The Answer Sheet S30 is a thin booklet with perforated sheets on which the candidate enters all answers. All personal data on pages 1, 3, 5, 7 and 9 needs to be entered completely and legibly, in particular special characters, when spelling the name and/or the place of birth.

The answers for *Reading*, *Language Elements* and *Listening* are given on pages 2-4. Pages 5-8 are for subtest *Writing*. The examiners enter the results of the oral examination on page 9. A soft lead pencil should be used to fill in the ovals in the marking section, as well as the personal data on the cover page of Answer Sheet S30. Only answers given and text written on the Answer Sheet S30 will be scored and rated at *telc – language tests* in Frankfurt/Germany.



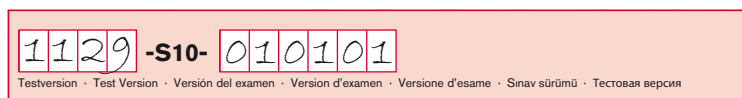
The new uniform Answer Sheet S30 has the following features:

1. The new uniform Answer Sheet S30 covers several target languages and examination subjects for the competence level C1. It comprises 9 pages. Please do NOT separate the sheets when handing out the Answer Sheets S30.
2. The new uniform Answer Sheet S30 needs to have the test version entered in a box on the cover page. The test version can be found at the bottom left corner of the Test Booklet S10 or S20.

Example:

Test version

1129-S10-010101



3. All boxes for personal data are in the various telc languages. The names of the subtests are not mentioned because the same icons as in all our Mock Examinations and Test Booklets are used.
4. The symbols concerning items 13–23 have the following meaning:

| | | | | |
|-----------|-----------------------|-----------|---|-----------------------------|
| 13 | <input type="radio"/> | 13 | + | → correct |
| | <input type="radio"/> | | - | → wrong |
| | <input type="radio"/> | | x | → not mentioned in the text |

5. Where no meaningful icons are available, written explanations are used. English has been used as a lingua franca for the following terms: *rater*, *examiner*, *content* and *language*. The subtests in the Oral Examination are simply numbered through. The order of the numbers follows the numbering system in the Test Booklet M10 and the Score Sheet M10.
6. Raters mark the box *Wrong topic?* with yes if the candidate's text does not address the task given.

Scoring

The test results are scored electronically at the telc head office in Frankfurt, Germany. Each Answer Sheet S30 is scanned and compared to the answer keys which are stored in a database. Based on this data, each candidate is issued a result sheet listing their personal test results, and, if the required marks have been achieved, a telc Certificate at the attained level. At the same time, data collected during the electronic scoring will be used for the purpose of continuous test validation and improvements.

telc raters and examiners

All examiners who evaluate the candidates' oral performance possess a telc examiner licence. They have received this licence by successfully participating in a telc examiner training course.

All raters who evaluate the candidates' written performance are licensed telc raters who have longstanding experience of evaluating writing samples. They have successfully participated in a rater training course and learnt how to accurately apply the telc marking criteria for telc English C1.

telc licences are valid for three years, after which time the examiners and raters must attend another training course to renew their licences and ensure that their rating standards remain consistent.

Further information on the Terms & Conditions and Examination Regulations can be found on our website: www.telc-english.net.

Written Examination

The written examination lasts 120 minutes and consists of the subtests Reading, Language Elements, Listening and Writing. There is a 20-minute break after the subtest Language Elements.

Before the examination begins, candidates fill in the information on page 1 of the Answer Sheet S30. The examination begins with the subtests Reading and Language Elements. After this section, the candidates separate pages 1–4 from Answer Sheet S30 and leave the room for a break. The examiner collects the pages that have been detached. After the break, the candidates continue with Listening. At the end of this subtest, the examiner collects pages 5 and 6 of the Answer Sheet S30. The subtest Writing can only start after this has been done. The subtest Writing lasts 70 minutes, after which the examiner collects the remaining pages of the Answer Sheet S30. This concludes the written examination.

Oral Examination

How long does the oral examination last?

Examinations carried out with two candidates take approximately 16 minutes. After the candidates have left the room, the examiners compare their assessments. The examination with one candidate is slightly shorter, with three candidates slightly longer.

The time allowed for examining is divided up as follows:

Part 1A (Presentation) about 3–4 minutes for each candidate

Part 1 B (Summary and follow-up questions) about 2–3 minutes for each candidate

Part 2 (Discussion) about 6 minutes

Preparation time

Before the oral examination, candidates are given 20 minutes' time to prepare their presentation. The candidates receive task sheets for part 1A (Presentation) with different topics. The tasks sheets for candidates A, B and C should be used in different combinations. The candidates may make notes but they may not talk to each other. A dictionary may not be used.

Examination Preparation

MOCK EXAMINATION 1

ENGLISH C1

Apart from flexible examination dates and a centralised, objective scoring, *telc – language tests* offers candidates above all a standardised and transparent examination setting. This Mock Examination conforms to all format specifications and serves to realistically simulate a *telc English C1* examination.

The modified examination format at the C1 level of competence has been adapted to our well established C1 formats for university and business. Some task types have been developed further and optimised in order to implement the communicative approach consequently. The examination is therefore slightly more compact. Please refer to the Mock Examination for further information on examination content and marking criteria.